

CRESSI

SINCE 1946



RAFFAELLO QUICK GUIDE



DOWNLOAD THE COMPLETE
CRESSI INSTRUCTION MANUAL
at: www.cressi.com/manuals

LONG LIFE



BATTERY

HIGH CONTRAST



SQUARED DISPLAY

HIGH POWER



BACKLIGHT

EASY ACCESS




MENU

MULTI MODE

AIR
EAN
GAGE
FREE

Cressi reserves the right to make changes to the instrument without notice, based on the incessant technological upgrade of its components.

OPERATING BUTTONS



SCROLL LEFT (short press)

- decrease one step



In surface or dive mode:

SCROLL RIGHT (short press)

- Increase one step

(long press)

- return to the TOP menu
- switch depth AVG/stopwatch (GAGE mode)



(long press)

- return to the TOP menu
- switch depth AVG/stopwatch (GAGE mode)



**PRESS SIMULTANEOUSLY TO
ACTIVATE THE COMPASS (DIVE MODE)**

SWITCH ON

PUSH  OR  TO SWITCH ON THE COMPUTER

PRE DIVE



* In case of desat time, in mode AIR, FREE, GAGE the computer will alternate the pre dive screen to that of desat screen.

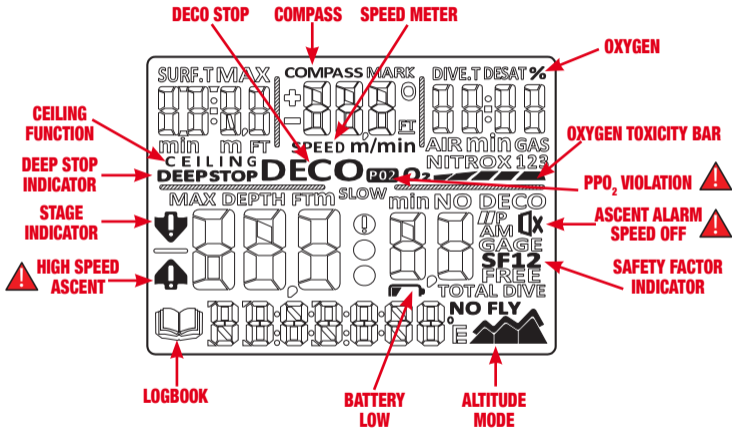
In case of desat time in mode NITROX the computer will alternate the pre dive screen to that of GAS screen. GAS, GAS 1/2/3 (depending on the setting).

PRE DIVE (DESAT)*



THE SCREEN SCROLLS AUTOMATICALLY EVERY TWO SECONDS





MAIN SURFACE MENU

PRE DIVE



TIME



SEL TO SWITCH ON THE BACKLIGHT

MODE SET



↑ **ESC** **SEL** ↓

AIR (AIR MODE)

EAN (NITROX MODE)

FREE (APNEA MODE)

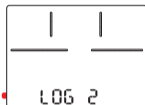
GAGE (GAUGE MODE)

◀ SCROLL THE DIVE MODE ▶

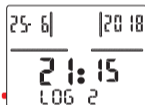
SEL TO CONFIRM

ESC TO RETURN

LOGBOOK



↑ **ESC** **SEL** ↓

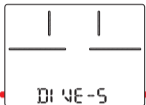


◀ SCROLL BETWEEN THE LOGS ▶



ESC TO RETURN

DIVE-SET



↑ **ESC**

SEL ↓

AIR (AIR MODE)

- Deep stop ON /OFF
- Safety Factor SF 0/1/2
- Altitude ALT 0/1/2/3
- Depth ON/OFF
- Ceiling
- PPO₂ 1.2 - 1.6

EAN (NITROX MODE)

- Deep stop ON /OFF
- Safety Factor SF 0/1/2
- Altitude ALT 0/1/2/3
- Depth Alarm OFF/50-10m (164-30FT)
- GAS1 21-50% O₂
- GAS1 PPO₂ 1.2
- GAS2 OFF/21-99%O₂
- GAS2 PPO₂ 1.2
- GAS3 OFF/21-99%O₂
- GAS3 PPO₂ 1.2

FREE (APNEA MODE)

- Surf Time Alarm SURF-T F1-F5 (surf time factor) /1':00"-10':00"/OFF
- Depth Alarm DEPTH 1 - 50 m. (3-164 FT)/OFF
- Step Depth Alarm STEP 2 - 25 m. (6-82 FT)/OFF
- Dive Time Alarm DIVE-T 0':10"-6':00"/OFF

GAGE (GAUGE MODE)

- Depth Alarm OFF/50-10m (164-30 FT)

◀ SCROLL THE SETTINGS AND THE SUBSETTINGS ▶

SEL TO CONFIRM

ESC TO RETURN

TIME SET



↑ **ESC**

SEL ↓

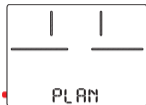
- SET H. 12/24
- SET HOUR
- SET MINUTE
- SET D-M/M-D
- SET DAY or MONTH
- SET MONTH or DAY
- SET YEAR

◀ SCROLL THE SETTINGS AND THE SUBSETTINGS ▶

SEL TO CONFIRM

ESC TO RETURN

PLANNING

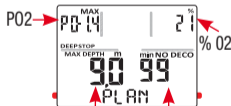


↑ **ESC**

SEL ↓



◀ SCROLL FOR INCREASE/DECREASE THE INTERVAL SURF TIME AND PRESS **SEL** ▶



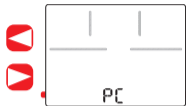
DEPTH

NO DECO
TIME

MAIN SURFACE MENU

PC LINK

SETTING & INFO SYSTEM



CONNECT THE INTERFACE



AND DOWNLOAD LATEST SOFTWARE UPDATES
USB (PC/MAC) **BLUETOOTH Cressi App**
App Store (iOS)
Playstore/App Gallery (Android)

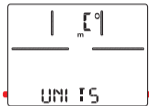
↑ **ESC** **SEL** ↓



SYSTEM MENU

CHANGE UNITS

HISTORY



SEL TO CHANGE (C° m / F -FT)

ESC TO RETURN

↑
MAX
DEPTH
HISTORY

↑
HOURS
IN USE
COUNTER

ESC TO RETURN

INFO

HIGH SPEED ASCENT ALARM

SLEEP MODE

TISSUE ERASE

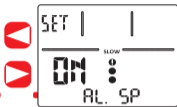


FIRMWARE
VERSION

SERIAL
NUMBER

NUMBER
OF BATTERY
CHANGES

Scroll TO CHANGE NO / YES,
AND PUSH FOR 5 SEC.
TO ERASE THE TISSUE



SCROLL TO CHANGE
ON/OFF ALARM SPEED

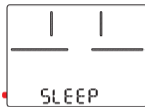


TO RETURN

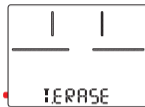


An ascent at too high speed increases the risk of decompression sickness! This function is strictly reserved for instructors who take full responsibility for the disactivation of the high speed ascent alarm (AL.SP).

In any event, when activating this function the computer will show a barred speaker icon during the entire dive.



SCROLL CHANGE
AND PUSH FOR 5 SEC.
TO ENTER IN SLEEP MODE



SCROLL TO CHANGE NO / YES
AND PUSH FOR 5 SEC.
TO ERASE THE TISSUE



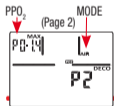
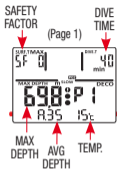
TO RETURN



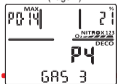
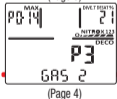
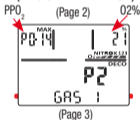
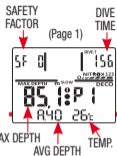
If you decide to erase the tissue nitrogen saturation using the T.ERASE function, the computer will not be able to calculate any successive dives in relation to nitrogen saturation! In any event, do not use this function if 48 hours have not passed since the last dive.

LOGBOOK MENU

AIR (AIR MODE)



EAN (NITROX MODE)



FREE (APNEA MODE)

(Page 1) SESSION TIME



SURF TIME (Page 2) DIVE TIME



BEST SESS. DIP TIME



MAX DEPTH SEL. DIP (Page 3) DIVE TIME SEL. DIP

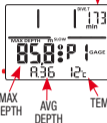


NUMBER SEL. DIP TEMP SEL. DIP



GAGE (GAGE MODE)

SAFETY FACTOR (Page 1) DIVE TIME




(Page 2)



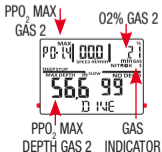
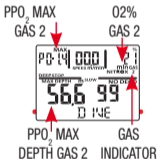
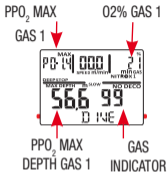
DEPTH STOPWATCH

PRE DIVE MENU

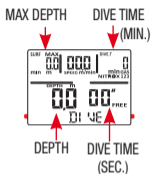
AIR



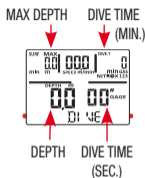
NITROX



FREE



GAGE

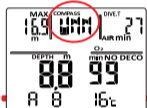


COMPASS

IN DIVE MODE OR PREDIVE MODE IS POSSIBLE TO ACTIVATE THE NAVIGATION COMPASS



PRESS SIMULTANEOUSLY TO
SWITCH FROM THE SPEED DISPLAY
TO THE COMPASS DISPLAY



PRESS SIMULTANEOUSLY TO
SWITCH FROM THE CARDINAL
POINTS TO THE COMPASS DEGREES

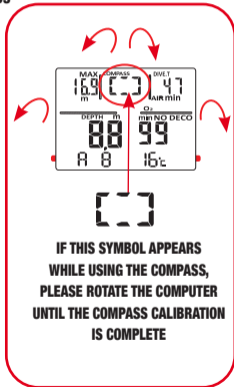


PRESS SIMULTANEOUSLY FOR 2 SECONDS
TO MARK NAVIGATION POINT

MARK



PRESS SIMULTANEOUSLY TO
RETURN TO DISPLAYING THE
SPEED METER



DIVE MENU - DURING THE DIVE

AIR

MAX DEPTH DIVE TIME (MIN.)



DEPTH TEMP. NO DECO TIME/TOTAL ASCENT TIME



PPO₂ MAX / PPO₂ DEPTH MAX MODE



TIME

NITROX

MAX DEPTH DIVE TIME (MIN.)



DEPTH TEMP. NO DECO TIME/TOTAL ASCENT TIME



PPO₂ MAX / PPO₂ DEPTH MAX MODE



TIME MODE

NITROX GAS SWITCH

PPO₂ MAX 02%



PPO₂ MAX DEPTH GAS SWITCH INDICATOR

ESC TO ENTER THE GAS CHANGE MODE

◀ SCROLL TO CHOOSE PRESET **▶**
GAS2 OR GAS3

SEL TO CONFIRM THE CHOSEN GAS



POST DIVE

FREE

MAX DEPTH DIVE TIME (MIN.)



DEPTH
N° DIP
TEMP.
DIVE TIME (SEC.)



SESSION TIME




TIME

GAGE

MAX DEPTH DIVE TIME (MIN.)



DEPTH
AVG TEMP.
DIVE TIME (SEC.)



MODE

ESC TO ENTER/ESC THE DEPTH STOPWATCH



STOPWATCH

TO START/STOP DEPTH STOPWATCH

TO RESET DEPTH STOPWATCH

AIR

SURF TIME DESAT TIME COUNTDOWN



MAX DEPTH
NO FLY TIME COUNTDOWN
DIVE TIME

NITROX

SURF TIME DESAT TIME COUNTDOWN



MAX DEPTH
NO FLY TIME COUNTDOWN
DIVE TIME

THE DIVE COMPUTER SWITCH OFF AUTOMATICALLY AFTER 10 MIN.

SURFACE

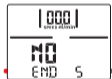
FREE

MAX DEPTH DIVE TIME
(MIN.)



DEPTH N° DIP TEMP. DIVE
TIME
(SEC.)

TO END THE APNEA SESSION, PUSH **ESC**



AND CONFIRM **SEL**

THE APNEA SESSION END
AUTOMATICALLY AFTER 30 MIN.

BATTERY



LOW BATTERY
(YOU SHOULD CHANGE THE BATTERY SOON)



YOU MUST CHANGE THE BATTERY
(DIVE FUNCTION IS DISABLED)



The battery capacity guarantees operation that goes far beyond the guarantee time. If the watch is opened before 2 years from the date of purchase, the warranty is void.

CRESSI
SINCE 1946

Via G. Adamoli, 501 - 16165 GENOVA - ITALY
TEL. +39 010 830.79.1 - FAX +39 010 830.79.220
info@cressi.com - www.cressi.com

CE FC